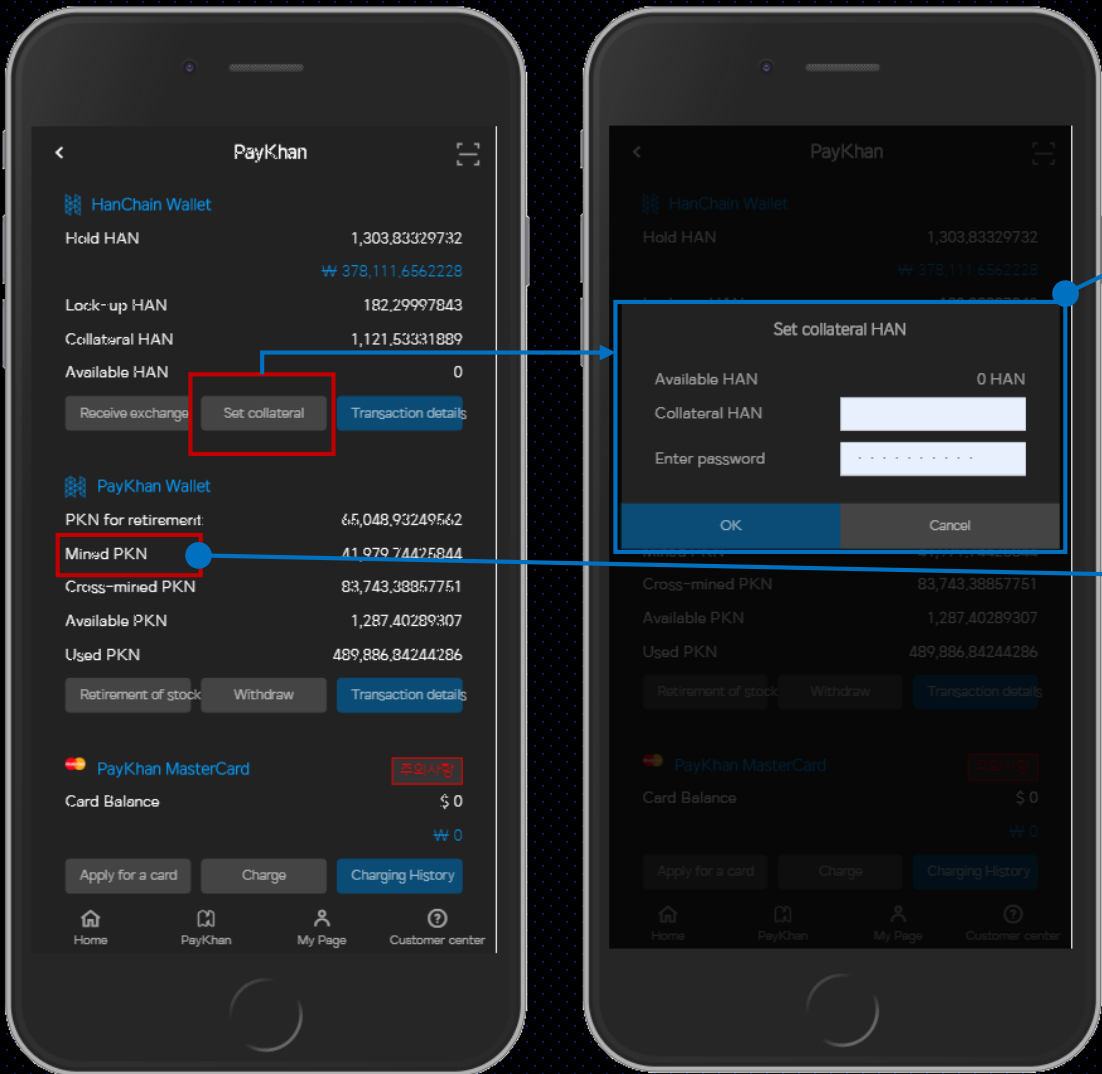




3. EXPLANATION OF THE MINING SYSTEM

You can mining PayKhan everyday by pledging Hanchain.

3.1 EXPLANATION OF THE MINING SYSTEM



To get PKN you need 5 times multiplied pledge value(HAN)

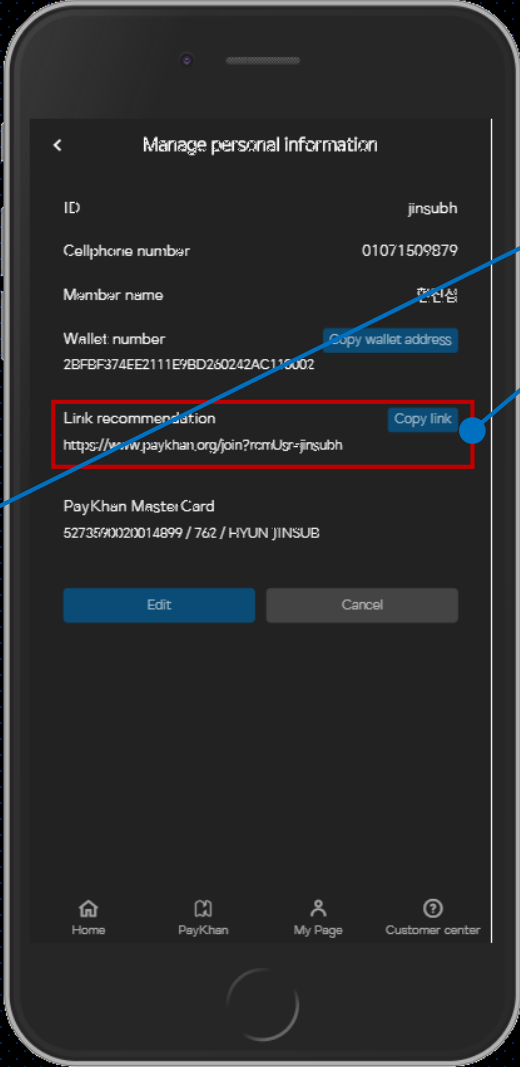
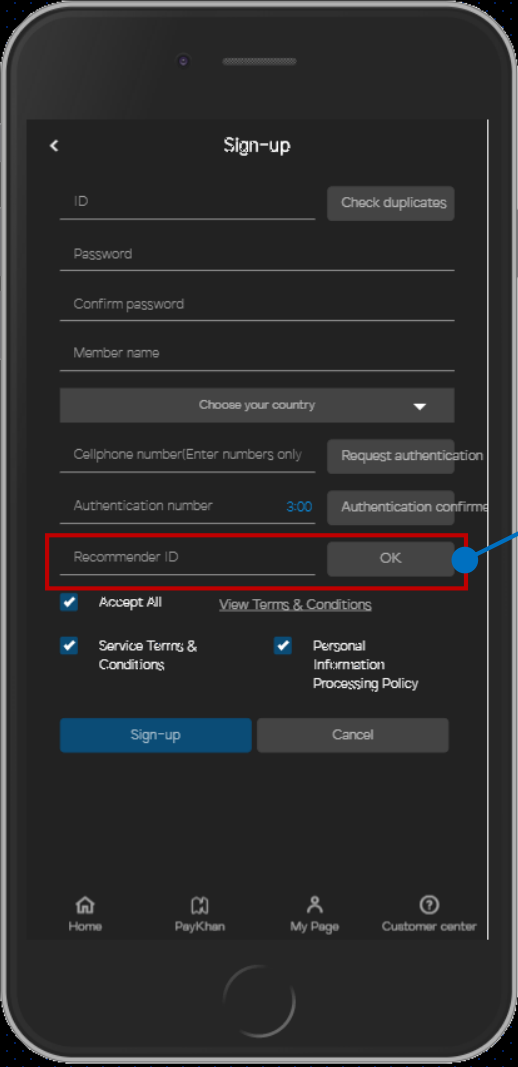
For example: If you have 10,000 HAN
 HAN pledge : 10,000 * 290 KRW = 2,900,000 KRW
 PKN received : 2,900,000 KRW * 20% = 580,000 PKN

PKN stable mining rate : 580,000 PKN x 0.5% = 2,900 PKN

1st DAY : 580,000 PKN
 2nd DAY : 580,000 + 2,900 PKN
 3rd DAY : 580,000 + 2,900 + 2,900 PKN
 4th DAY + 5th DAY + 6th DAY + 7th DAY + 8th DAY + 9th DAY
 31th DAY : 667,000 PKN
 32th DAY + 33th DAY + 34th DAY + 35th DAY + 36th DAY

- Even if you use "PayKhan" mining rate is not decreasing.
- Mining stops when pledging cancels.

3.2 EXPLANATION OF THE CROSS MINING SYSTEM



You can get more "PayKhan" by cross mining.

You can start cross mining by putting recommender's ID.

When someone registers he puts under your ID

You can share with friends to invite them using link recommendation.

ex) if you invited your friend

Friend	580,000 PKN	You	580,000 PKN
PKN mining	2,900 PKN	PKN mining	2,900 PKN
		PKN cross mining	2,900 PKN

Depending on how much your friend is mining you get "PKN cross mining".
By inviting a friend you can constantly get "PayKhan".